



NDE

Wireless cylindrical lock
 NDEB – mobile enabled
 with interior push button
 NDE – standard



Overview

The Schlage® NDE wireless cylindrical lock is designed to affordably extend electronic access control deeper into the building beyond traditional perimeter and high security openings. And now Schlage offers the NDE wireless lock with a mobile enabled option that gives users the security and convenience of using a smart device to gain access¹.

NDE wireless locks simplify installation by combining the lock, credential reader, door position sensor and request-to-exit switch all in one unit. NDE wireless locks require only minor modifications to existing mechanical Schlage ND cylindrical door prep; and eliminate the need to install additional components or run wires to each opening.

The new NDEB mobile enabled wireless lock also has an interior push button with indication that expands the way the lock operates to include storeroom, office, privacy and apartment functions.

NDE wireless locks can be set up and configured wirelessly with a connected smartphone or tablet - no proprietary device needed. With the ENGAGE™ cloud-based web and mobile apps, it's easy to configure lock settings, add users, and view audits and alerts from virtually anywhere. And using the built-in Wi-Fi®, automated daily updates to lock configuration and user access rights are possible.

The open architecture design allows for advanced capabilities including networked real-time communication. Using the ENGAGE Gateway and an integrated solution from one of our physical access control software (PACS) providers,² Schlage offers organizations the freedom to use the solution of their choice.

The NDE is ideal for office and suite entries, conference rooms, common area doors, resident units, and sensitive storage areas with cylindrical door prep. NDE suites with all Schlage ND levers and keyways, and most finishes, providing attractive options to meet the requirements of nearly any environment.

1 Use of mobile credential on the NDEB mobile enabled lock is dependent on availability of compatible mobile credential

2 Integration with NDEB mobile enabled wireless locks required for operation. For information on PACS providers and their capabilities visit us.allegion.com/alliances.

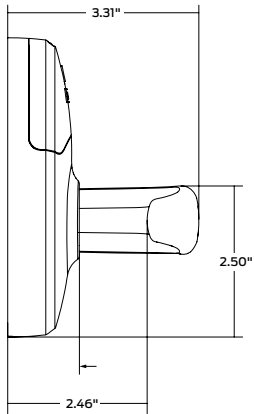
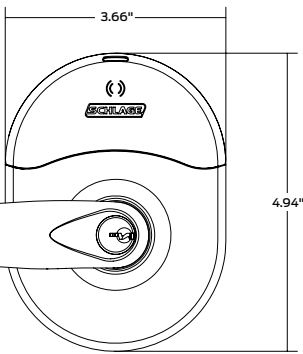
Features and benefits

- Ready for the future with the ability to read Bluetooth (NDEB) and NFC (NDE, NDEB) mobile credentials
- NDEB includes interior push button with indication for storeroom, office, privacy, and apartment applications
- Wireless configuration from connected smartphones and tablets
- Built-in Wi-Fi® enables automated daily updates sent directly from host software
- Networked real-time communication available with the ENGAGE Gateway and PACS provider solutions
- Designed to be easy to install, connect, manage, and use
- Fits mechanical ND door prep with minor modifications
- Weather resistant design for use on perimeter doors
- Lever handing is field reversible in seconds; no tools required
- Up to 2 years of battery life

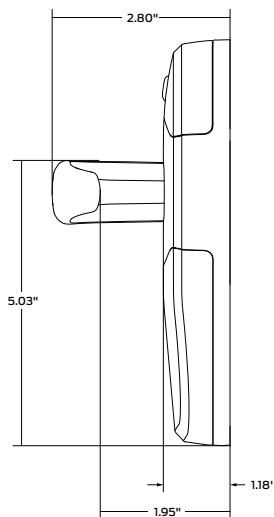
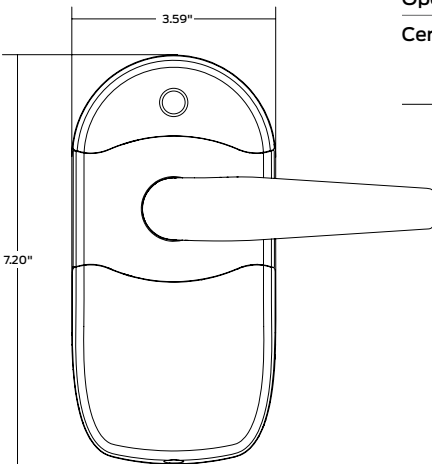
CYBERSECURITY

Learn about Allegion's commitment

Exterior of the lock



Interior of the lock



Schlage · NDE

NDE wireless lock specifications

Users	Up to 5,000 ¹
Audits	Up to 2,000 ²
Credential verification time ³	Smart and proximity: ≤ 1 second Mobile: mobile device dependent
Visual communications	LED (red, amber, green)
Audible communications	Audible indicator (field configurable)
Communication standards	<ul style="list-style-type: none"> ▪ 2.4 GHz Wi-Fi® (IEEE 802.11b/g/n) ▪ WPA2, WPA, WEP, 802.1x ▪ Bluetooth® low energy (version 4.2) ▪ Transport Layer Security (TLS) version 1.2 ▪ Advanced Encryption Standard (AES), 256-bit
Gateway communication range	Up to 30' in typical building environments. A detailed site survey is recommended using the ENGAGE Test Kit (TKE). Reference ENGAGE™ Gateway Data Sheet for additional detail.
Wake-Up on Radio	Responds to command from host in less than 5 seconds when linked to ENGAGE Gateway (requires PACS provider system)
Data rate	NDE80 = 24mbps, NDEB = 54mbps
Connectivity options	<ul style="list-style-type: none"> ▪ Mobile device (send updates at the lock) ▪ Wi-Fi access point (automatic daily updates⁷) ▪ No-Tour⁸ ▪ ENGAGE Gateway (real-time communication) <ul style="list-style-type: none"> - RS-485 to ACP or IP to host
Battery life ⁴	Uses 4 AA batteries Up to 2 years
Operating temperature	Exterior: -31° to 151°F (-35° to 66°C) Interior: 32° to 120°F (0° to 49°C) (battery)
Operating humidity	0 - 100% non-condensing
Certifications	ANSI/BHMA A156.25-2013 (Indoor/Outdoor), ANSI/BHMA A156.2-2011, Series 4000, Grade 1, UL 294, UL 10C, CSA C22.2 No. 205-MI983, FCC Part 15, IC RSS-210, ADA, ICC ANSI A117.1

Functionality

- NDEB with Interior Push Button
 - Storeroom
 - Office
 - Privacy
 - Apartment
- NDE
 - Storeroom

NDEB and NDE come with Vandgard® standard

Available status signals

- Request-to-exit
- Door position
- Interior cover tamper⁵
- Magnetic tamper
- Battery status
- Lock/unlock status⁶
- Communication status⁵

Flexible solutions

NDE wireless locks offer connectivity options to fit any size budget or business.

- 1 Mobile
- 2 No-Tour⁸
- 3 Wi-Fi
- 4 Real-time with ENGAGE Gateway

ENGAGE™ cloud-based web and mobile applications



The ENGAGE cloud-based web and mobile applications deliver simple and convenient site set-up with basic access management for users and locks. Please refer to the ENGAGE data sheet for additional detail.



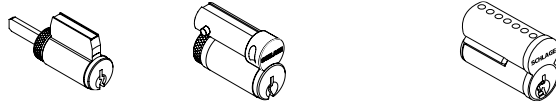
¹ Maximum database storage capacity of lock. Can vary by access control software database capacity.
² Maximum audit storage capacity of lock. Can vary by access control software audit storage capacity.
³ Response time does not include latency time of host when linked with an ENGAGE Gateway or when using No-Tour.
⁴ Assuming indoor application, default settings, 80 actuations, interior LED disabled and one Wi-Fi update per day.

⁵ Consult your access control software provider for specific scope of support.
⁶ Software indicates lock/unlock status based on sequence of events.
⁷ When using the ENGAGE cloud-based access management software.
⁸ With MT20W and smart credential or mobile credential (consult your access control software provider for specific support)

Mechanical specifications

Chassis	Cylindrical
Handing	Right-handed from factory. Field reversible in seconds (no tools required)
ANSI standard (Meets or exceeds)	ANSI/BHMA A156.25-2013 (Indoor/Outdoor) ANSI/BHMA A156.2-2011, Series 4000, Grade 1
Door thickness	Standard: 1 5/8" - 2" (41mm - 51mm) only
Backset	Standard: 2 3/4" (70mm) Optional: 2 3/8" (60mm)
Latch bolt	Standard: 1/2" (12mm) throw deadlatch (steel) Optional: 3/4" (19mm) throw anti-friction deadlatch available for pairs of fire doors
Levers	Pressure cast zinc, plated
Strike	Standard: 1 3/16" lip, ANSI, DPS, 1 1/4" x 4" Optional: Additional strikes, lip lengths and ANSI strike box available
Cylinder and keys	Standard: Schlage 6-pin Everest 29 S123 keyway Conventional cylinder with two patented keys. Additional keying options available, including interchangeable cores, competitor brands, master keying and grand master keying

Compatible cylinders



Schlage key systems	Conventional key-in-lever cylinder	Full size interchangeable core	Small format interchangeable core
With cylinder	P, P6, Z	M, R	G7
Construction Core	----	T	H
Disposable Core	----	----	BDC
Less Cylinder	L	J	B
Compatible cylinders listed above are supported on all levers.			
Sargent - Less Cylinder	L-SAR	J-SAR	----
Corbin - Less Cylinder	L-CO6	J-CO6, J-CO7	----
Yale - Less cylinder	----	J-YA6, J-YA7	----
Medeco - Less cylinder	----	J-MED	----
Six-pin competitive cylinders listed above are supported on ATH, SPA, RHO, and TLR levers. Seven-pin competitive cylinders listed above are supported on RHO levers.			

NDE to NDEB Retrofit Kit

Retrofit kits are available allowing the upgrade of existing NDE locks to the NDEB model, adding mobile enabled functionality and new functions supported by an interior push button with indication.

- Kit includes: Interior escutcheon with PCBA and DPS with lead (requires modified door prep)*

* Kit requires reuse of exterior of lock, lock chassis, existing levers/spring cages, battery cover, mounting screws and interior mounting plate.

Multi-technology reader specifications

Credential technologies	Proximity (125 kHz), Smart (13.56 MHz), Bluetooth Low Energy (BLE) (2.4 GHz), and Near Field Communication (NFC)
Standards	ISO standard 15693 and ISO 14443
Maximum read range	Proximity: up to 1.25" Smart: up to .75" Bluetooth Low Energy: up to 15' NFC: mobile device dependent
Proximity credential compatibility	Compatibility: Schlage®, ISONAS™, HID®, GE/CASI ProxLite®, AWID® and LenelProx® Schlage credential style formats: Clamshell, ISO card, ISO card with magnetic stripe, keyfob, thin keyfob, PVC adhesive disk
Smart credential compatibility ¹	Secure sector compatibility: Schlage MIFARE Classic®, Schlage MIFARE Plus®, Schlage MIFARE® DESFire® EV1 and EV2 with PACSA CSN only compatibility: DESFire, HID iClass®, Inside Contactless Pico Tag®, MIFARE, MIFARE DESFire EV1 and EV2 ⁵ , ST Microelectronics®, Texas Instruments Tag-It®, Phillips I-Code® Schlage credential style formats: Clamshell, ISO card, ISO card with magnetic stripe, keyfob, thin keyfob, wearable wristband, PVC adhesive patch
Mobile credential compatibility	Schlage Mobile Access Credential with Bluetooth ² , Integrated PACS mobile credential with Bluetooth ³ , NFC-enabled mobile devices ⁴

¹ No-Tour applications require a 1K Byte Schlage MIFARE smart credential

² Supported through ENGAGE

³ Dependent on PACS provider capabilities. Visit us.allegion.com/alliances for more information

⁴ See minimum supported guidelines

⁵ Specify CE-5901-0402 for ISONAS credential parity

Ordering information

NDEB - P6 - SPA - 626

Series	Lever cylinder	Outside		Inside		Backset and latch	Strike	Dim	Additional details
		Lever style	Finish	Lever style	Finish				
1	2	3	4	5	6	7	8	9	10

Selections correspond with the numbers above

Standards options are indicated in bold. See price book for specific configuration options.


1	Series
NDEB	Schlage Mobile enabled cylindrical (with configurable functions)
NDE80	Cylindrical (storeroom)
Prior to ordering NDEB mobile enabled wireless locks please confirm integration status of lock with preferred PACS provider. Integration is required for lock operation within a PACS solution. For information on PACS providers and their capabilities visit us.allegion.com/alliances .	
2	Lever cylinder type
P6	Schlage 6-pin Conventional key-in-lever
See price book for other SFIC, FSIC and Less Cylinder options available. Compatible with Schlage, Sargent, Corbin and Yale.	

3/5	Lever style
ATH	Athens*
BRK	Boardwalk*
BRW	Broadway*
LAT	Latitude
LON	Longitude
OME	Omega
RHO	Rhodes*
SPA	Sparta*
TLR	Tubular*
* Available with tactile surface	
4/6	Finish
626	Satin chrome
605	Bright brass
606	Satin brass
612	Satin bronze
619	Satin nickel
622	Matte black
625	Bright chrome
643e	Aged bronze
626AM	Satin chrome antimicrobial

7	Backset and latch
13-247	2 3/4" backset, deadlatch, square corner, 1 1/8" x 2 1/4"
See price book for additional backset and latch options	
8	Strike
47267101	1 1/4" x 4 7/8" with 1 3/16" lip (NDEB)
10-130	1 1/4" x 4 7/8" with 1 3/16" lip and magnets for door position sensing (NDE80)
See price book for other available strikes	
9	Dim (strike lip length)
138	1 3/8" non-standard lip length
Enter only for non-standard strike lip lengths. See price book for other available non-standard lengths	
10	Additional details
S123	Everest 29
See price book for other available keyway options including restricted keyways in Primus XP high security cylinders and master keying	


Lever styles

The NDE shares the same levers as the Schlage ND mechanical lock. All NDE locks feature mechanical key override; standard, SFIC or FSIC options available.




Finishes

Warm tone finishes



Cool tone finishes



Allegion, the Allegion logo, ENGAGE technology, the ENGAGE technology logo, Schlage, and the Schlage logo are trademarks of Allegion plc, its subsidiaries and/or affiliates in the United States and other countries. All other trademarks are the property of their respective owners.

About Allegion

Allegion (NYSE: ALLE) is a global pioneer in safety and security, with leading brands like CISA®, Interflex®, LCN®, Schlage®, SimonsVoss® and Von Duprin®. Focusing on security around the door and adjacent areas, Allegion produces a range of solutions for homes, businesses, schools and other institutions. Allegion is a \$2 billion company, with products sold in almost 130 countries. For more, visit www.allegion.com.

KRYPTONITE ■ LCN ■ **SCHLAGE** ■ STEELCRAFT ■ VON DUPRIN



© 2021 Allegion
010409, Rev. 03/21
www.allegion.com/us